


ESG  17
SCREEN

2023

**WEB APP:
ENTITY VIEW**



Screen17 Web App: Entity View

The Screen17 Web App is a web-based platform that enables comprehensive sustainability performance insights on investment portfolios.

Designed to be both easy-to-use and flexible, it allows for the specification of individually selected sustainability criteria to screen portfolios providing an in-depth customized product that can be utilized on both a team-based and enterprise-wide scale.

While users can view the ESG performance and ratings of their entire Portfolio, the entity view is a new feature that provides an overall and in-depth view of how an individual entity performs within a portfolio.

Use the favourite option for entities worth monitoring regularly or for a quick comparison vs. another entity. Easily remove entities you are no longer following.

Entities

Search...

Entity Name	Country	GISC Sector	GISC Industry Group	GISC Industry	GISC Sub Industry	Actions
Commerzbank AG	Germany	Financials	Banks	Banks	Commerzbank AG	★ Remove
Tesla, Inc.	USA	Consumer Discretionary	Automobiles & Components	Automobiles	Tesla, Inc.	★ Remove
Danone SA	France	Consumer Staples	Food, Beverage & Tobacco	Food Products	Danone SA	★ Remove
PUMA SE	Germany	Consumer Discretionary	Consumer Durables & Apparel	Textiles, Apparel & Luxury Goods	PUMA SE	★ Remove
Nestlé SA	Switzerland	Consumer Staples	Food, Beverage & Tobacco	Food Products	Nestlé SA	★ Remove

1 - 5 of 5 items

Main Features

The Entity View has 5 main features:

- 01 | Entity Summary
- 02 | Exclusion criteria alignment
- 03 | SDG score
- 04 | Sustainability Driver score
- 05 | PAI score
- 06 | Comparison of entities

01| Entity Summary

The entity summary displays an entity’s GICS classifications – Sector, Industry Group, Industry and Sub-Industry. In this section it is also possible to mark an entity as a favorite, select another report date or entity for comparison. Additionally, overall summaries of the entity’s criteria alignments, SDG score, top performing Sustainability Driver Scores, the Carbon Revenue Intensity Percentile, and the Paris Agreement commitment are available.

Danone SA Compare ▼ recent (2023/10... ▼ ★

Country	GICS Sector	GICS Industry Group	GICS Industry	GICS Sub Industry
France	Consumer Staples	Food, Beverage & Tobacco	Food Products	Packaged Foods & Meats

Not aligned

Alignment status for criteria set: UN Global Compact (severe)

15

Overall SDG Score

Best performing Product & Services Driver
Nutrition score

85

Best performing Business Operations Driver
Workforce gender equity performance score

100

40

Carbon revenue intensity for Scope1+2+3, overall percentile

1.5°C

Near term targets

Not committed

Net zero commitment

02| Exclusion Criteria Alignment

The Sustainability Criteria alignment enables users to select set Exclusion Criteria and to view either the alignment by individual driver category or add the SDG layer to show both the SDGs and corresponding sustainability drivers. It is also possible to search for specific SDGs and drivers to narrow down the alignment view.

Exclusion Criteria SDG Scores Sustainability Driver Scores PAI Scores

Sustainability Criteria

UN Global Compact (severe) ✕

Search... ? Hide not selected? Enable SDG layer

Name	Value
Living wage	✓
Land ecosystem preservation	✗

Search... ? Hide not selected? Enable SDG layer

	SDG	Name	Value				
-		1 • No poverty	✓				
<table border="1" style="width: 100%; border-collapse: collapse; margin-top: 5px;"> <thead> <tr> <th style="width: 80%;">Sustainability Driver Name</th> <th style="width: 20%;">Value ↓</th> </tr> </thead> <tbody> <tr> <td>Living wage</td> <td style="text-align: center; color: green;">✓</td> </tr> </tbody> </table>			Sustainability Driver Name	Value ↓	Living wage	✓	
Sustainability Driver Name	Value ↓						
Living wage	✓						
-		2 • Zero hunger	✗				

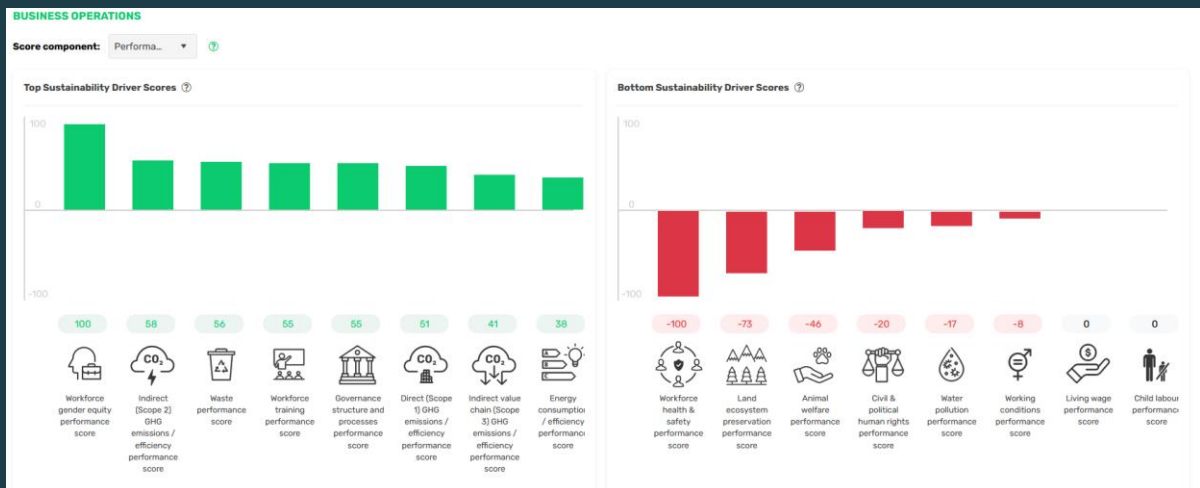
03 | **SDG Scores**

The SDG Scores section presents users with a breakdown of the entity's scores for each SDG as well as an aggregated score. The scores can be viewed as overall scores, Business Operations scores, and Products and Services scores.



04 | **Sustainability Driver Scores**

Following on from the criteria alignment, the Sustainability Driver scores section allows users to view a breakdown of the top and bottom driver scores. The scores are separated into the Product and Business Operations dimensions and can be viewed as either an overall score or as a breakdown of the corresponding score components for each dimension.



05 | **PAI Score View**

Users are able to view the PAI percentile scores for the chosen entity. The industry percentile scores can reflect the GICS Sector, Industry Group, Industry, or Sub-Industry specific scores. Both the overall and industry percentile scores are shown and can be sorted in either ascending or descending order.

Overall percentile		Industry percentile	
Entity	Value	Entity	Value
UNGC or OECD policy, overall percentile	100.00	UNGC or OECD policy, percentile in GICS Sector	100.00
Paris-aligned GHG emissions reduction initiative, overall percentile	100.00	Paris-aligned GHG emissions reduction initiative, percentile in GICS Sector	100.00
Workplace accident prevention policy, overall percentile	100.00	Workplace accident prevention policy, percentile in GICS Sector	100.00
Lack of a supplier code of conduct, overall percentile	100.00	Lack of a supplier code of conduct, percentile in GICS Sector	100.00

05 | Entity Comparison

The final feature of the entity view is the ability to compare the selected entity to any other entity of choice. Users can search for those entities that were uploaded in any context of any portfolio bar.

Danone SA Compared with: Nestlé SA

Country: France | GICS Sector: Consumer Staples | GICS Industry Group: Food, Beverage & Tobacco | GICS Industry: Food Products | GICS Sub Industry: Packaged Foods & Meats

The comparison shows the scores of the two companies side by side for all of the relevant categories:

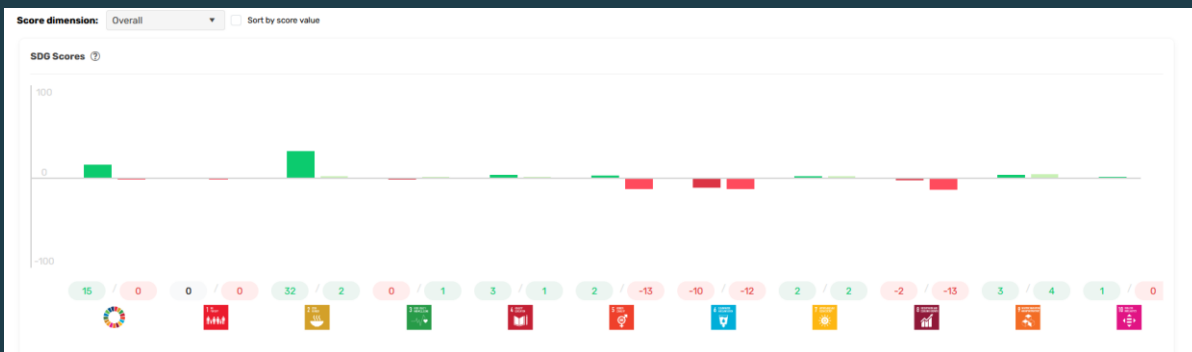
Exclusion Criteria:

Sustainability Criteria
UN Global Compact (severe)

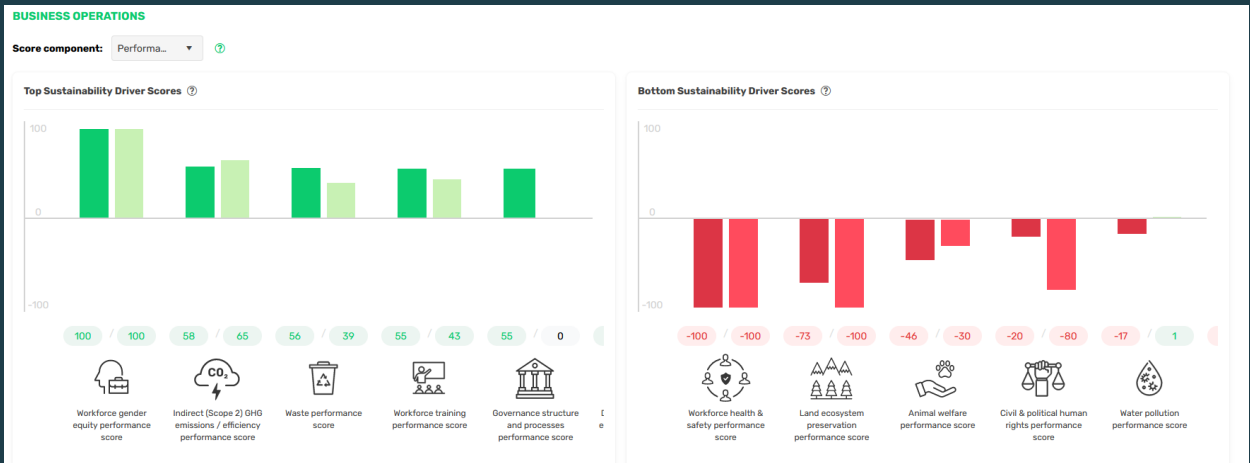
Search... Hide not selected Enable SDG layer

SDG	Name	Danone SA	Nestlé SA
+ 1	1 • No poverty	✓	✓
+ 2	2 • Zero hunger	✗	✗

SDG Scores:



Sustainability Driver Scores:



PAI Scores:

Overall percentile ?

Sort by: Low to high

Entity	Value
UNGC and OECD alignment, overall percentile	0.00
Controversial weapons involvement, overall percentile	0.07
Biodiversity exposure, overall percentile	0.75
Non-renewable energy production, overall percentile	2.70

Industry percentile ?

Sort by: Low to high | GICS Level: Sector

Entity	Value
UNGC and OECD alignment, percentile in GICS Sector	0.00
Controversial weapons involvement, percentile in GICS Sector	0.00
Non-renewable energy production, percentile in GICS Sector	0.34
Biodiversity exposure, percentile in GICS Sector	1.43

Contact us with any questions or requests via:

info@screen17.com



To find out more about ESG Screen17 visit our website at:

screen17.com

Copyright © 2023 ESG Screen17 GmbH. All rights reserved. This document and its contents may not be modified or altered in any way.